



## TF056: TERRAFIRMA SKELETON STRAIGHT BUMPER WITH LED DRL LIGHTS

### DEFENDER 90 / 110 / 130

### FITTING INSTRUCTIONS

1. Put the car into gear and apply the hand brake.
2. Remove the four retaining bolts that go down through the bumper in front of the grille.
3. Remove the standard front bumper but keep the two captive nut plates.
4. If fitted remove the bolts that go through the chassis retaining the standard front recovery / lashing eyes.
5. Refit the two captive nut plates onto the new front bumper bottom holes.
6. Make sure the front chassis members are clean and in good order.
7. Lift the new bumper up into place onto the front of the chassis making sure the captive nut plates stay in place on the bumper and then line up the mounting holes.
8. Refit the four bolts down through the chassis into the captive nut plates loosely.
9. Line up the holes in the bumper side brackets with those in the chassis refit the bolts through the side brackets and chassis and tighten.
10. Tighten the four bolts down through the chassis, check again after 100 miles of driving and on a regular basis.



**WARRANTY & DISCLAIMER** - Terrafirma products are warranted free from defects in materials and workmanship for a period of 12 months from the date of retail invoice. Terrafirma does not warrant that the products manufactured or marketed by it comply with the laws of the country where those goods are purchased or used. It is the sole responsibility of the purchaser to ascertain whether products being purchased, or the fitting of those products to any other object, comply with local laws. This warranty covers structural defect and workmanship but does not cover finishes, labour charges for removal or refitting, freight costs, accident damage, misuse or abuse, damage due to incorrect or improper fitment or application, modified product, faulty design or consequential damage of any kind. Damage or defects caused by collision, alteration, improper installation, road hazards, adverse conditions or usage for any other purpose other than normal private usage are not covered by this warranty. Terrafirma shall not be liable for any other claim relating to the use of the product and any indirect special or consequential damage or injury to any person, company or other entity. All claims must be accompanied by the original retail invoice and should be submitted to the supplying Allmakes 4x4/Terrafirma distributor. This warranty covers only the replacement of the product or part concerned. The decision remains solely at the discretion of Allmakes Ltd. The information contained in this catalogue was correct at the time of going to press. Allmakes/Terrafirma and its associated companies reserve the right to alter the range and any product specifications without notice. Always consult your Allmakes/Terrafirma distributor for the latest product information and specifications. The Terrafirma range of products is constantly being evaluated for enhancement and improvement to make sure the level of quality and performance is as expected.



## TF056L: LED DRL LIGHTS

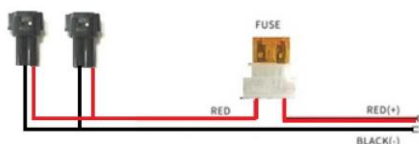
### FITTING INSTRUCTIONS: NON-VEHICLE SPECIFIC



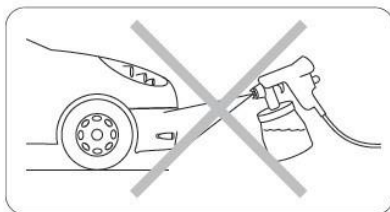
**Operating Principle:** Daylight Running Lights turn on and off automatically if wired direct to your ignition. Alternatively you can wire them to your sidelights – please refer to the two diagrams below.

Warning: This installation article is a tutorial guide. By reading this article, you agree it is for reference and BEC. Have been remained our distributors do not make any guarantee on any faulty installation, or held any responsibility for any damage, misuse or personal injuries. If you do not fully understand the installation procedure, we highly recommend you seek help with professional mechanics to do the installation.

### DRL WIRING DIAGRAM



#### Notices:

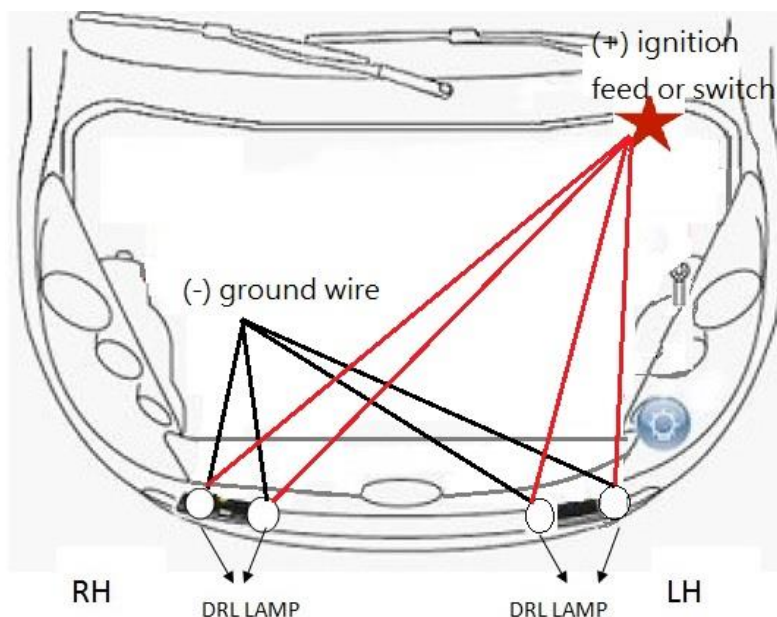


Do not direct water under pressure directly on the daytime running lights. Do not use chemicals to clean them, clean with a damp sponge or cloth.

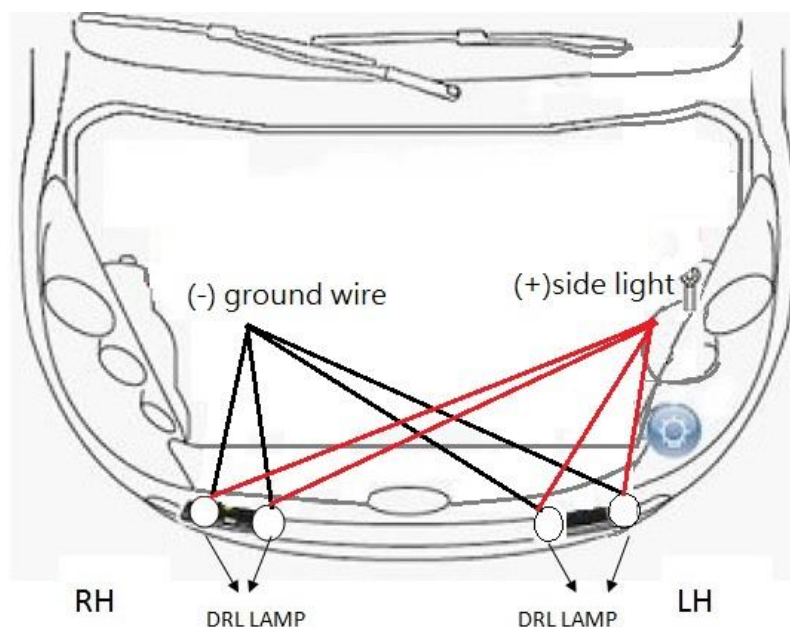
**WARRANTY & DISCLAIMER** - Terrafirma products are warranted free from defects in materials and workmanship for a period of 12 months from the date of retail invoice. Terrafirma does not warrant that the products manufactured or marketed by it comply with the laws of the country where those goods are purchased or used. It is the sole responsibility of the purchaser to ascertain whether products being purchased, or the fitting of those products to any other object, comply with local laws. This warranty covers structural defect and workmanship but does not cover finishes, labour charges for removal or refitting, freight costs, accident damage, misuse or abuse, damage due to incorrect or improper fitment or application, modified product, faulty design or consequential damage of any kind. Damage or defects caused by collision, alteration, improper installation, road hazards, adverse conditions or usage for any other purpose other than normal private usage are not covered by this warranty. Terrafirma shall not be liable for any other claim relating to the use of the product and any indirect special or consequential damage or injury to any person, company or other entity. All claims must be accompanied by the original retail invoice and should be submitted to the supplying Allmakes 4x4/Terrafirma distributor. This warranty covers only the replacement of the product or part concerned. The decision remains solely at the discretion of Allmakes Ltd. The information contained in this catalogue was correct at the time of going to press. Allmakes/Terrafirma and its associated companies reserve the right to alter the range and any product specifications without notice. Always consult your Allmakes/Terrafirma distributor for the latest product information and specifications. The Terrafirma range of products is constantly being evaluated for enhancement and improvement to make sure the level of quality and performance is as expected.



## Wiring Option 1:



## Wiring option 2:



**WARRANTY & DISCLAIMER** - Terrafirma products are warranted free from defects in materials and workmanship for a period of 12 months from the date of retail invoice. Terrafirma does not warrant that the products manufactured or marketed by it comply with the laws of the country where those goods are purchased or used. It is the sole responsibility of the purchaser to ascertain whether products being purchased, or the fitting of those products to any other object, comply with local laws. This warranty covers structural defect and workmanship but does not cover finishes, labour charges for removal or refitting, freight costs, accident damage, misuse or abuse, damage due to incorrect or improper fitment or application, modified product, faulty design or consequential damage of any kind. Damage or defects caused by collision, alteration, improper installation, road hazards, adverse conditions or usage for any other purpose other than normal private usage are not covered by this warranty. Terrafirma shall not be liable for any other claim relating to the use of the product and any indirect special or consequential damage or injury to any person, company or other entity. All claims must be accompanied by the original retail invoice and should be submitted to the supplying Allmakes 4x4/Terrafirma distributor. This warranty covers only the replacement of the product or part concerned. The decision remains solely at the discretion of Allmakes Ltd. The information contained in this catalogue was correct at the time of going to press. Allmakes/Terrafirma and its associated companies reserve the right to alter the range and any product specifications without notice. Always consult your Allmakes/Terrafirma distributor for the latest product information and specifications. The Terrafirma range of products is constantly being evaluated for enhancement and improvement to make sure the level of quality and performance is as expected.