



Installation Manual for Discovery sport



Remove the fuse. This is so the steps do not operate until you are ready.



Connect the power lead to the positive battery terminal.

WARRANTY & DISCLAIMER - TerraFirma products are warranted free from defects in materials and workmanship for a period of 12 months from the date of retail invoice. TerraFirma does not warrant that the products manufactured or marketed by it comply with the laws of the country where those goods are purchased or used. It is the sole responsibility of the purchaser to ascertain whether products being purchased, or the fitting of those products to any other object, comply with local laws. This warranty covers structural defect and workmanship but does not cover finishes, labour charges for removal or refitting, freight costs, accident damage, misuse or abuse, damage due to incorrect or improper fitment or application, modified product, faulty design or consequential damage of any kind. Damage or defects caused by collision, alteration, improper installation, road hazards, adverse conditions or usage for any other purpose other than normal private usage are not covered by this warranty. TerraFirma shall not be liable for any other claim relating to the use of the product and any indirect special or consequential damage or injury to any person, company or other entity. All claims must be accompanied by the original retail invoice and should be submitted to the supplying Allmakes 4x4/TerraFirma distributor. This warranty covers only the replacement of the product or part concerned. The decision remains solely at the discretion of Allmakes Ltd. The information contained in this catalogue was correct at the time of going to press. Allmakes/TerraFirma and its associated companies reserve the right to alter the range and any product specifications without notice. Always consult your Allmakes/TerraFirma distributor for the latest product information and specifications. The TerraFirma range of products is constantly being evaluated for enhancement and improvement to make sure the level of quality and performance is as expected.

TF1059



Run the power cables into the cabin via this hole.



The negative / earth wire should be run to this body earth point above the brake pedal.



The ECU control box can also be secured up here out of harms way.

WARRANTY & DISCLAIMER - Terrafirma products are warranted free from defects in materials and workmanship for a period of 12 months from the date of retail invoice. Terrafirma does not warrant that the products manufactured or marketed by it comply with the laws of the country where those goods are purchased or used. It is the sole responsibility of the purchaser to ascertain whether products being purchased, or the fitting of those products to any other object, comply with local laws. This warranty covers structural defect and workmanship but does not cover finishes, labour charges for removal or refitting, freight costs, accident damage, misuse or abuse, damage due to incorrect or improper fitment or application, modified product, faulty design or consequential damage of any kind. Damage or defects caused by collision, alteration, improper installation, road hazards, adverse conditions or usage for any other purpose other than normal private usage are not covered by this warranty. Terrafirma shall not be liable for any other claim relating to the use of the product and any indirect special or consequential damage or injury to any person, company or other entity. All claims must be accompanied by the original retail invoice and should be submitted to the supplying Allmakes 4x4/Terrafirma distributor. This warranty covers only the replacement of the product or part concerned. The decision remains solely at the discretion of Allmakes Ltd. The information contained in this catalogue was correct at the time of going to press. Allmakes/Terrafirma and its associated companies reserve the right to alter the range and any product specifications without notice. Always consult your Allmakes/Terrafirma distributor for the latest product information and specifications. The Terrafirma range of products is constantly being evaluated for enhancement and improvement to make sure the level of quality and performance is as expected.



Remove the trim from around the front N/S door, pull back the carpet to reveal this hole, the motor wires can be passed up through this hole. Repeat on the O/S for the wires from the motors on the other side.

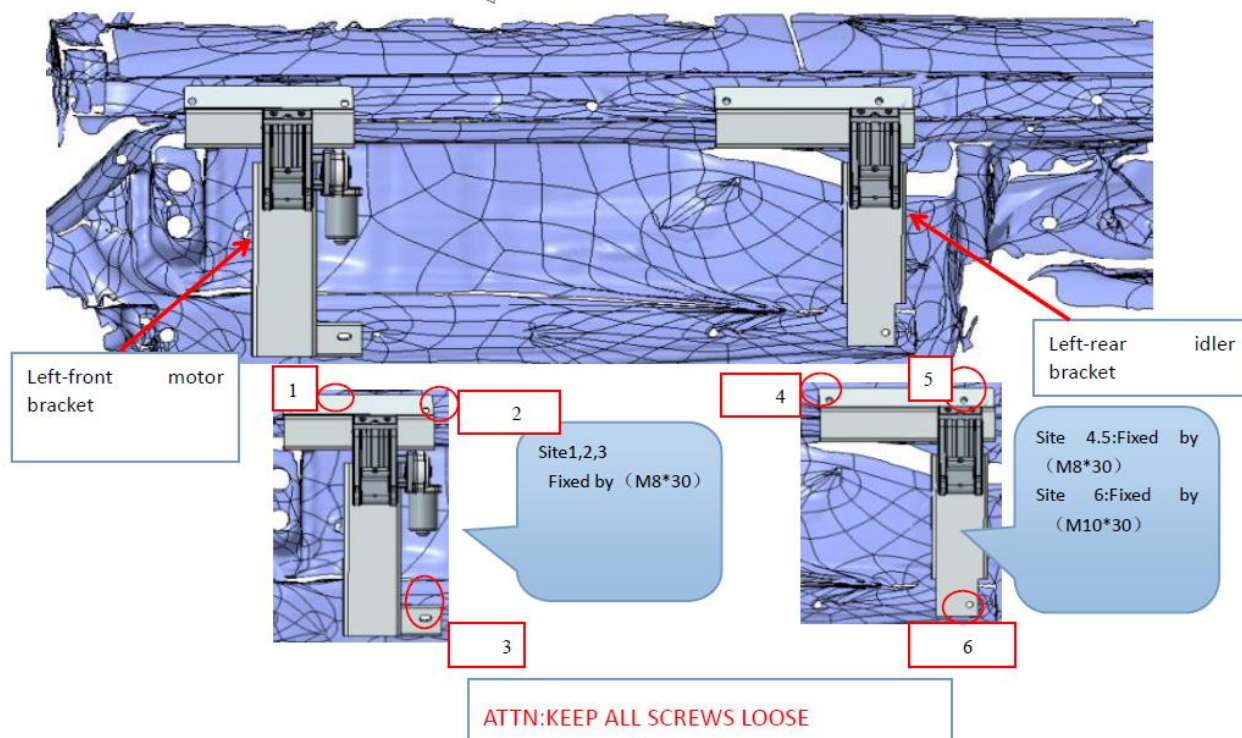


Locate the OBD connector in the foot well and connect the plug from the wiring loom.

WARRANTY & DISCLAIMER - Terrafirma products are warranted free from defects in materials and workmanship for a period of 12 months from the date of retail invoice. Terrafirma does not warrant that the products manufactured or marketed by it comply with the laws of the country where those goods are purchased or used. It is the sole responsibility of the purchaser to ascertain whether products being purchased, or the fitting of those products to any other object, comply with local laws. This warranty covers structural defect and workmanship but does not cover finishes, labour charges for removal or refitting, freight costs, accident damage, misuse or abuse, damage due to incorrect or improper fitment or application, modified product, faulty design or consequential damage of any kind. Damage or defects caused by collision, alteration, improper installation, road hazards, adverse conditions or usage for any other purpose other than normal private usage are not covered by this warranty. Terrafirma shall not be liable for any other claim relating to the use of the product and any indirect special or consequential damage or injury to any person, company or other entity. All claims must be accompanied by the original retail invoice and should be submitted to the supplying Allmakes 4x4/Terrafirma distributor. This warranty covers only the replacement of the product or part concerned. The decision remains solely at the discretion of Allmakes Ltd. The information contained in this catalogue was correct at the time of going to press. Allmakes/Terrafirma and its associated companies reserve the right to alter the range and any product specifications without notice. Always consult your Allmakes/Terrafirma distributor for the latest product information and specifications. The Terrafirma range of products is constantly being evaluated for enhancement and improvement to make sure the level of quality and performance is as expected.

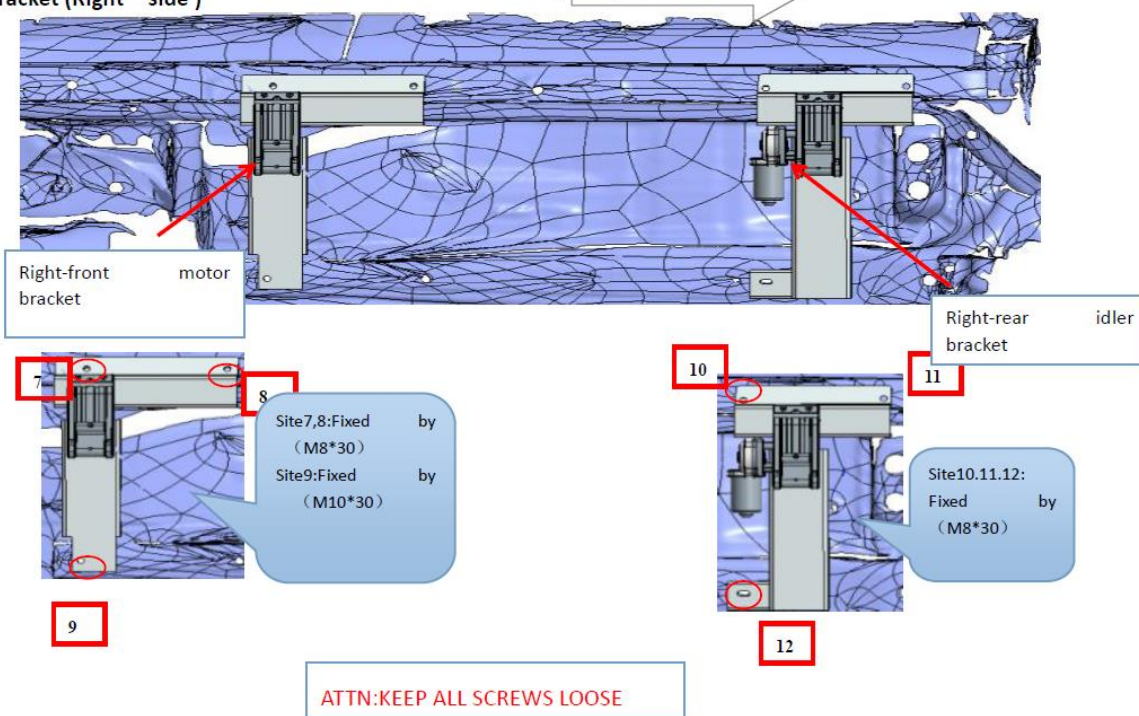


2 . Install bracket (Left side)



3. Install bracket (Right side)

Right side ,car head direction

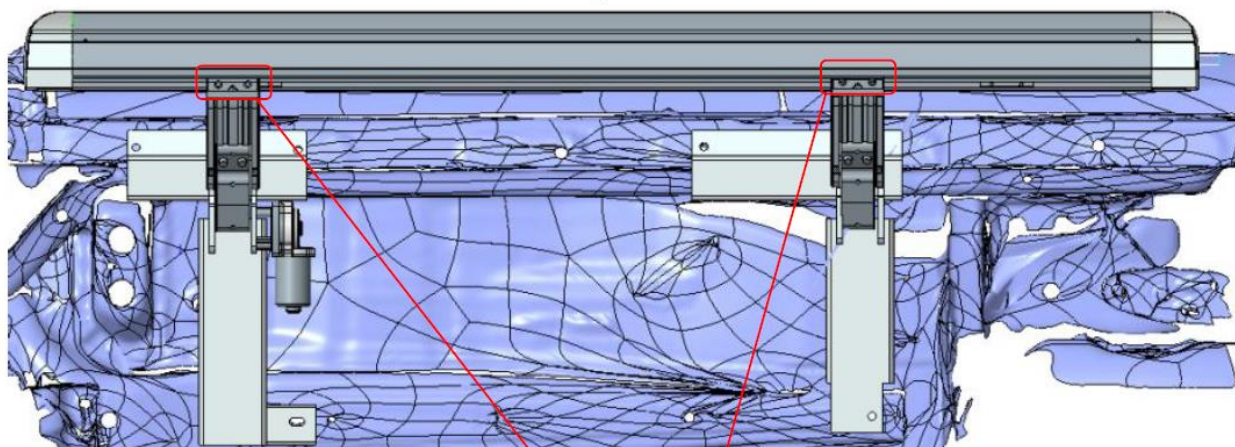


WARRANTY & DISCLAIMER - TerrafirMa products are warranted free from defects in materials and workmanship for a period of 12 months from the date of retail invoice. TerrafirMa does not warrant that the products manufactured or marketed by it comply with the laws of the country where those goods are purchased or used. It is the sole responsibility of the purchaser to ascertain whether products being purchased, or the fitting of those products to any other object, comply with local laws. This warranty covers structural defect and workmanship but does not cover finishes, labour charges for removal or refitting, freight costs, accident damage, misuse or abuse, damage due to incorrect or improper fitment or application, modified product, faulty design or consequential damage of any kind. Damage or defects caused by collision, alteration, improper installation, road hazards, adverse conditions or usage for any other purpose other than normal private usage are not covered by this warranty. TerrafirMa shall not be liable for any other claim relating to the use of the product and any indirect special or consequential damage or injury to any person, company or other entity. All claims must be accompanied by the original retail invoice and should be submitted to the supplying Allmakes 4x4/TerrafirMa distributor. This warranty covers only the replacement of the product or part concerned. The decision remains solely at the discretion of Allmakes Ltd. The information contained in this catalogue was correct at the time of going to press. Allmakes/TerrafirMa and its associated companies reserve the right to alter the range and any product specifications without notice. Always consult your Allmakes/TerrafirMa distributor for the latest product information and specifications. The TerrafirMa range of products is constantly being evaluated for enhancement and improvement to make sure the level of quality and performance is as expected.



4, Install running board (left same as right)

Left side, car head Direction



1) Fixed by M6x25 screws as above shown; **Keep all screws loose.**

All fixings should be left loose so the position and level of the side steps can be adjusted against the body line of the car.

Replace the fuse.

Opening and closing the doors should now operate the side steps.

The first couple of operations may need assistance to help them learn where the full open and full closed positions are.



Ensure both front and rear doors operate the step on that side.

WARRANTY & DISCLAIMER - Terrafirma products are warranted free from defects in materials and workmanship for a period of 12 months from the date of retail invoice. Terrafirma does not warrant that the products manufactured or marketed by it comply with the laws of the country where those goods are purchased or used. It is the sole responsibility of the purchaser to ascertain whether products being purchased, or the fitting of those products to any other object, comply with local laws. This warranty covers structural defect and workmanship but does not cover finishes, labour charges for removal or refitting, freight costs, accident damage, misuse or abuse, damage due to incorrect or improper fitment or application, modified product, faulty design or consequential damage of any kind. Damage or defects caused by collision, alteration, improper installation, road hazards, adverse conditions or usage for any other purpose other than normal private usage are not covered by this warranty. Terrafirma shall not be liable for any other claim relating to the use of the product and any indirect special or consequential damage or injury to any person, company or other entity. All claims must be accompanied by the original retail invoice and should be submitted to the supplying Allmakes 4x4/Terrafirma distributor. This warranty covers only the replacement of the product or part concerned. The decision remains solely at the discretion of Allmakes Ltd. The information contained in this catalogue was correct at the time of going to press. Allmakes/Terrafirma and its associated companies reserve the right to alter the range and any product specifications without notice. Always consult your Allmakes/Terrafirma distributor for the latest product information and specifications. The Terrafirma range of products is constantly being evaluated for enhancement and improvement to make sure the level of quality and performance is as expected.

TF1059



When happy with the position of the side steps tighten all the fixing points and the mounting points of the steps to the brackets, if you need more adjustment them the U shape washers can be used to adjust.

Ensure all wiring is neat and tidy and will not come loose, chafe or get tangled with any other moving parts.



*We strongly recommend this install is carried out by an experienced and qualified technician.

**incorrect fitting could result in damage to the motors, ECU or the car.

WARRANTY & DISCLAIMER - Terrafirma products are warranted free from defects in materials and workmanship for a period of 12 months from the date of retail invoice. Terrafirma does not warrant that the products manufactured or marketed by it comply with the laws of the country where those goods are purchased or used. It is the sole responsibility of the purchaser to ascertain whether products being purchased, or the fitting of those products to any other object, comply with local laws. This warranty covers structural defect and workmanship but does not cover finishes, labour charges for removal or refitting, freight costs, accident damage, misuse or abuse, damage due to incorrect or improper fitment or application, modified product, faulty design or consequential damage of any kind. Damage or defects caused by collision, alteration, improper installation, road hazards, adverse conditions or usage for any other purpose other than normal private usage are not covered by this warranty. Terrafirma shall not be liable for any other claim relating to the use of the product and any indirect special or consequential damage or injury to any person, company or other entity. All claims must be accompanied by the original retail invoice and should be submitted to the supplying Allmakes 4x4/Terrafirma distributor. This warranty covers only the replacement of the product or part concerned. The decision remains solely at the discretion of Allmakes Ltd. The information contained in this catalogue was correct at the time of going to press. Allmakes/Terrafirma and its associated companies reserve the right to alter the range and any product specifications without notice. Always consult your Allmakes/Terrafirma distributor for the latest product information and specifications. The Terrafirma range of products is constantly being evaluated for enhancement and improvement to make sure the level of quality and performance is as expected.